



Best Living Systems

# MCI™ OdorNeutralizer 2.0



## Owner's Manual

Package Contents / Uses / Warnings .....	2
Diagrams / Settings.....	3
Timer Operation Instructions .....	4
Maintenance / Replacement Parts.....	5-6
Warranty .....	7

# Welcome

Thank you for your purchase of MCI™ OdorNeutralizer by Best Living Systems. MCI™ OdorNeutralizer is primarily designed for areas or situations requiring reduction of odors and/or bacteria growth.

MCI™ OdorNeutralizer can be used temporarily as a remediating device to remove mold, smoke, and odors where fire/smoke or flood damage has occurred, VOC's and more. It produces up to 10g of activated oxygen (ozone) from UV light without creating nitric acid, which can break down natural rubber products. MCI™ OdorNeutralizer has three different levels of purification to choose from (33%, 66%, 100%) depending on your needed level of remediation.

## Package Contents

- 1 MCI™ OdorNeutralizer Unit With Timer
- 1 Replacement MCI™ OdorNeutralizer Filter
- 1 Power Cord (5')

## Warnings



**WARNING:** UV light in operation. Disconnect unit from power source before servicing. Failure to follow warnings may result in severe eye damage.



**DO NOT** use in spaces occupied by human beings or pets. Allow 4 hours following treatment prior to re-entering. Temporary adverse reactions such as throat irritation, coughing, chest pain, or shortness of breath may be caused by excessive levels of ozone. If irritation occurs, check that unit is turned off and further ventilate space prior to returning. If adverse reaction persists, seek medical attention and discontinue use of device.



Remove the Power Cable from the outlet before any maintenance.



MCI™ OdorNeutralizer is not intended for use outdoors where it is exposed to weather. If you choose to use it outdoors, insure that the unit is completely covered/protected from any weather that will arise.



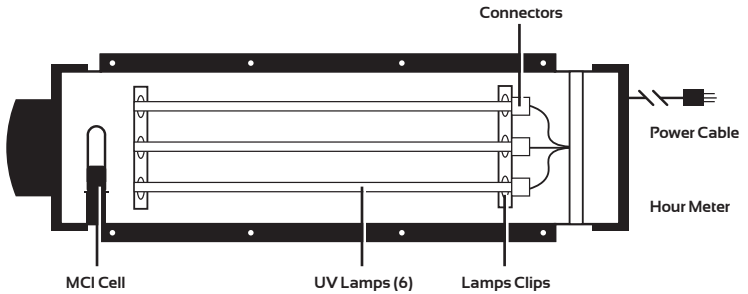
If you are unsure of where or how to place your MCI™ OdorNeutralizer unit, contact your dealer or Best Living Systems for further instruction.

# Diagrams

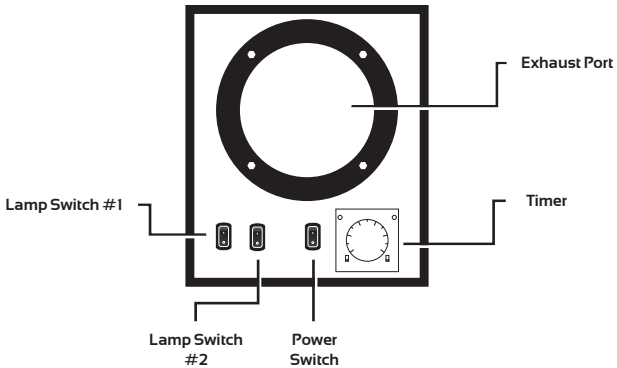
## Internal

Switch Face/Exhaust Side

Filter Side



Switch Face



## Settings

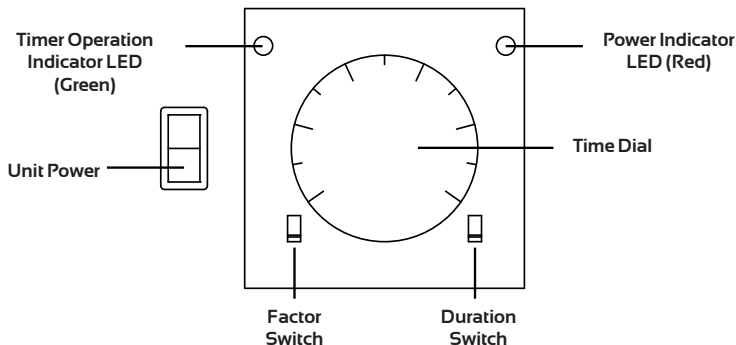
Lamp Switch	Grams/Hour Ozone
#1 ON, #2 OFF	3.33 g/Hr
#1 OFF, #2 ON	6.67 g/Hr
#1 ON, #2 ON	10 g/Hr

## MCI™ OdorNeutralizer

Unit is designed to be placed in an area to be remediated. It is equipped with timer that can be activated to desired duration. (Refer to Timer Operation Instructions on Page 4)

# Timer Operation Instructions

The timer works through a combination of 3 different options. Have your desired run time in mind and use the instructions below to achieve that setting.



1. Select the operation duration (minutes or hours) with the Duration Switch.
2. Select the time factor (x1 or x10) with the Factor Switch. (This will multiply the time dial setting by either 1 or 10)
3. Rotate the dial to a desired time. (The Timer Operation Indicator LED will turn on to let you know that the Timer is working.)
4. Turn the Unit Power ON.

**EXAMPLE: Setting a 4 Hour Timer** - Set the factor switch to x10. Set the duration switch to H. Rotate the dial to 0.4. The machine will run for a set time of 4 hours.

**NOTE:** In instances where you need to set a timer for longer than 10 hours, you will need to reset the timer after its initial operation by turning the Unit Power OFF, then reset your timer to your desired length of time, and then turn the Unit Power ON.

# Maintenance

## Refer to Page 3 for the Unit Diagram and Part Names/Locations.

We suggest cleaning your pre-filter monthly and replacing it every 6 months.

You will also need to replace your UV Lamps and MCI Cell every 10,000 Hours.

Should you experience any issues with your MCI™ OdorNeutralizer unit, contact your Dealer or email Best Living Systems.

## Replacement Parts

ITEM	PART NUMBER
MCI™ OdorNeutralizer Replacement Filter	1X5599
High Output UV Lamps	1X1871
MCI Cell	SKU281

## Filter Replacement

Your MCI™ OdorNeutralizer unit's filter is conveniently held in place with velcro strips. When it is time to clean or replace your Filter, simply pull it off and either replace it with a new filter, or clean it with soap and water, air dry, and replace.

## MCI Cell Replacement

When the MCI Cell blue LED light goes out, it should be replaced.

**NOTE: Any time you are handling either the UV Lamp or MCI Cell, remove the Power Cord beforehand and use nitrile gloves to protect the parts.**

Reach through the Exhaust Port and turn the MCI Cell in a counter-clockwise position until it releases. Replace it with the new MCI Cell and turn it in a clock-wise position until it seats.

## Replacing UV Lamps

The UV Lamps are rated for 10,000 Hours (Approximately 14 months) of continuous operation. If the unit is powered on and off regularly the lifespan of the parts will be diminished. Replace the lamps when the hour meter reaches 10,000 hours, or when they fail due to cycling or any other reason.

**NOTE: Any time you are handling either the UV Lamp or MCI Cell, remove the Power Cord beforehand and use nitrile gloves to protect the parts.**

1. Remove the two (2) rubber guards/feet and black braces by removing the four screws holding each one in place.
2. Remove the six (6) screws located on the bottom of the unit.
3. Hold the Exhaust Port and slide the internal portion of the unit out from the cover.
4. Remove the Lamp Connectors.
5. Remove the zip ties used to secure the lamps inside the lamp clips and remove the UV Lamps.
6. Replace with the New UV Lamps, being sure to match the original placement/connection with the provided labeling. Ensure lamp connectors are fully seated. (If desired, replace the zip ties for transport).
7. Replace the Unit Cover and secure the mounting plate if used with the six (6) screws.
8. Reinstall the two (2) rubber guards/feet on the ends using the screws and black braces.
9. Reconnect the power cord.

# Warranty

Your MCI™ OdorNeutralizer unit is warranted to be free from all defects in material and workmanship in normal use for a period of (2) years from date of purchase. The warranty is granted only to the original purchaser and members of his or her immediate household. The warranty is subject to the following provisions.

Any damages or malfunctions caused by negligence, abuse, or use not in accordance with the Owner's Manual are not covered by this warranty. Likewise, any defects or damages caused by unauthorized service or the use of other than Genuine Best Living Systems parts are not covered.

Best Living Systems, LLC. will, at its option, repair or replace a defective MCI™ OdorNeutralizer unit or part(s) for the MCI™ OdorNeutralizer unit that is covered by this warranty. As a matter of warranty policy, Best Living Systems, LLC. will not refund the customer's purchase price.

## Obtaining Warranty Service

To obtain warranty service you must return the defective MCI™ OdorNeutralizer unit or MCI™ OdorNeutralizer parts along with proof of purchase to the Best Living Systems Authorized Service Center. All transportation charges on parts, or units, submitted under this Warranty shall be borne by purchaser. Unless this Warranty is expressly renewed or extended by Best Living Systems, LLC., any repaired or replaced part of unit shall be warranted to the original purchaser only for the length of the unexpired portion of the original warranty. For the location of the nearest Best Living Systems Authorized Service Center or for service information in the United States or Canada, please visit us online at:

[www.BLSWarranty.com](http://www.BLSWarranty.com)

## FURTHER LIMITATIONS AND EXCLUSIONS ARE AS FOLLOWS

Any warranty that may be implied in connection with your purchase or use of the MCI™ OdorNeutralizer unit, including any warranty of merchantability or any warranty for Fitness For A Particular Purpose is limited to the duration of this warranty. Some states do not allow limitations on how long an implied warranty lasts, so the above limitations may not apply to you.

Your relief for the breach of this warranty is limited to the relief expressly provided above. In no event shall Best Living Systems, LLC. be liable for any consequential or incidental damages you may incur in connection with your purchase or use of MCI™ OdorNeutralizer. Some states do not allow the exclusion or limitation of incidental or consequential damages, so the above limitation or exclusion may not apply to you.

This Warranty gives you specific legal rights, and you may also have other rights which vary from state to state.

## REGISTRATION

Please register your new MCI™ OdorNeutralizer unit within 10 days of purchase by visiting [www.BLSWarranty.com](http://www.BLSWarranty.com). Registering your new Best Living Systems product entitles you to the most up-to-date Best Living Systems warranty and promotion information.

